

Favorite Children's Books with Orff Process Lesson Plans

CREATIVE BITS WITH CHILDREN'S LIT

BUY THE BOOK!

BUY THE E-BOOK!



SANDY LANTZ AND GRETCHEN WAHLBERG

Beatin' Path Publications, LLC BPP-CBCL



Enjoy your free preview of Sandy and Gretchen's great book of activities with Children's Lit. You can find more from them at <https://sandygretchen.com>

Find more activities for your favorite Children's Books at
https://bppub.net/Childrens_Lit

An exciting addition to our teaching in recent years is the inclusion of Children's Literature. With poetry, folk tales, fun stories, and books addressing social issues, we have been rejuvenated as teachers and our students see connections between books and music.

In *Creative Bits With Children's Lit*, we focus on nine books which vary in reading levels, genres, and subjects. As districts across the nation adopt Common Core Standards, these lessons integrate language arts and music while maintaining the integrity of both subject areas. Language arts, with rhyming words, metric call and response speech phrases, patterns, and onomatopoeias, lends itself to a perfect blend with music.

These lessons adapt to multi-age groups as well as mainstreamed special needs classes. Differentiated instruction is integrated with our kid-tested teaching process.

As you use these books and songs in your classroom, please foster students' creativity. Encourage your children to strive for excellence.

We challenge you to get the "Bug" and open a book!



Gretchen Sandy


Contents

Silly Sally	6
JUMP!	8
Mr. Duck Means Business	10
Courage	12
Alexander and the Terrible, Horrible, No Good, Very Bad Day	14
A Porcupine Named Fluffy	16
Shake dem Halloween Bones	20
How I Became a Pirate	23
Cape Cod Girls; Blow the Man Down; Row, Row, Row Your Boat	
Farkle McBride	28
Tacky, the Penguin	30
Glossary	36



Silly Sally

Audrey Wood
ISBN: 978-0-545-09623-2
Harcourt Brace and Co. copyright 1992



Objectives

- ✓ Sing with head voice.
- ✓ Demonstrate melodic contour.
- ✓ Play chord bordun.
- ✓ Create and perform basic movement.

Teaching Suggestions

Class 1

- ✓ Teacher sings entire song, modeling head voice.

Sil - ly Sal - ly went to town, walk - ing back - wards up - side down.

- ✓ Students echo song using head voice showing melodic contour of measures one and two (*sol* and *mi*) with hand gestures (high and low).
- ✓ Patsch steady beat while singing entire song.
- ✓ Transfer patsch to bass xylophone. (Alto xylophones may also play Bass Xylophone Part.)

Voice
BX

Sil - ly Sal - ly went to town, walk - ing back - wards up - side down.

- ✓ Read story. Sing song with bass xylophone accompaniment when lyrics appear in book.

Class 2

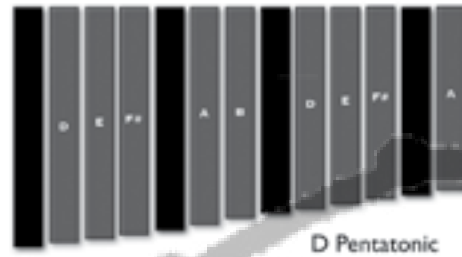
- ✓ Create dance movements as written in book.
 - ▶ Pig - jig (heel, toe movement)
 - ▶ Dog - leap frog (rest, rest, jump, pause)
 - ▶ Loon - silly tune (slide, slide)
 - ▶ Sheep - fell asleep (snore, lay on floor)
- ✓ All students move to each animal's dance.



- ✓ Make four groups, each one assigned an animal.
- ✓ Read story. Each animal group performs dance.

Notes

- ✓ Each student group has a turn performing chord bordun accompaniment.
- ✓ For kindergarten students, prepare instruments in D pentatonic OR remove all bars except D and A.



Extension

- ✓ Add a B Section. Teacher plays slide whistle (glissando up, glissando down, all high sounds, all low sounds).
- ✓ Students respond to slide whistle by moving bodies up, down, stretching high, or squatting low.

Why use Children's Literature in the elementary music classroom?

All children, regardless of age, love books. They look at pictures, read the words and escape into the pages of an adventure! Sound effects bring stories to life. Who doesn't want to make the sound of a "crash," "boom," "splash," or "plunk"?

In the Orff classroom, students become composers using literature. Sections can be created using words from the pages of a book, adding verses to an existing story, establishing the mood of a story using different modalities, improvising melodies to represent characters in a story, or creating ostinato patterns for page turns, introductions or transitions. Movement also brings life to characters and creates the setting of a story.

Common Core Standards and state music standards are accomplished and embellished through the use of Children's Literature. Musical accompaniments, composing original music, performing, and critiquing are easily applied through the storytelling process.



Farkle McBride

By John Lithgow
Illustrated by C.F. Payne
ISBN: 0-689-83340-7
Simon & Schuster © 2000



Objectives

- ✓ Perform rhythms in 6/8 meter.
- ✓ Identify families of orchestral instruments.
- ✓ Perform split ostinato.
- ✓ Read melodic notation on a treble staff.

Teaching Suggestions

- ✓ Melody



Ree-dle-ee Dee-dle-ee Dee-dle-ee Dee With all of the strings at his side.



Ree-dle-ee Dee-dle-ee - Dee-dle-ee Dee The re-mar-ka-ble Far-kle Mc-Bride!

- ▶ Show visual of melody on treble staff.
- ▶ Students identify notes.
- ▶ Teacher sings melody; students echo by line.
- ▶ Sing song with new lyrics for each instrument family.

Verse 2

He went Rootle-ee Tootle-ee Tootle-ee Too
With all of the winds at his side.
Rootle-ee Tootle-ee Tootle-ee Too
The remarkable Farkle McBride!

Verse 3

He went Vroom-pety Doom-pety, Doom-pety
Doom
With all of the brass at his side.
Vroom-pety Doom-pety, Doom-pety Doom
The remarkable Farkle McBride!

Verse 4

He went Boom Bash Clang-a-ma Clash!
All the clamor that he could provide.
Tinkle-ee bingbong bumpety CRASH!
The remarkable Farkle McBride!

Verse 5

They went Reedle-ee Rootle-ee Vroom-pety
BANG!
"Bravo!" All the spectators cried!
Deedle-lee Doodle-ee Doom-pety CLANG!
The remarkable Farkle McBride!

- ✓ Read story with word changes.



Orchestration

- ▶ Teach both parts simultaneously. Patsch Bass Xylophone Part with words, “play, play, play”; snap Glockenspiel Part, “That’s Farkle.”
- ▶ Transfer to instruments; perform.

Notes

- ✓ Orchestration is simple because of the tricky words.
- ✓ Both parts of orchestration could be taught as one, then split into two parts (split ostinato, see p. 38).

Extension

- ✓ Show pictures of instrument families.
- ✓ Show pictures of individual instruments, identifying family.

Farkle McBride

Sandy Lantz
Gretchen Wahlberg

The musical score is written in 6/8 time with a key signature of one flat (Bb). It consists of two systems of staves. The first system includes a Voice staff, an SG/AG staff, and a BX/BM staff. The second system includes a V staff, an SG/AG staff, and a BX/BM staff. The lyrics for the Voice part are: "Ree-dle-ee Dee-dle-ee Dee-dle-ee Dee With all of the strings at his side." The lyrics for the SG/AG part are: "That's Far-kle! That's Far-kle!". The lyrics for the BX/BM part are: "Play, play, play. Play, play, play." The V staff begins with a measure number 5 and has the lyrics: "Ree-dle-ee Dee-dle-ee Dee - dle - ee Dee The Re-mar-ka-ble Far-kle Mc-Bride!". The SG/AG part in the second system has the lyrics: "That's Far-kle! That's Far-kle!". The BX/BM part in the second system has the lyrics: "Play, play, play. Play, play, play." A large watermark "Beating Path Publications" is visible across the score.


More by Sandy Lantz and Gretchen Wahlberg

from Beatin' Path Publications




DRUM IT UP - (BOOK) 20 CLASSROOM DRUMMING PIECES FOR K-5

The 20 pieces in **Drum it Up** are sequential drumming pieces for hand drums, barrel drums, tubanos, congas, and small percussion. You'll find everything from easy hand drum pieces using the echo process, to show stoppers with black light beaters or sock mallets circling and beating on giant barrel drums!



STRUM IT UP! (BOOK) 21 SOPRANO UKULELE PIECES IN ORFF STYLE

Ukuleles are a beautiful addition to elementary music classrooms. This collection for soprano ukuleles is a perfect addition to your Orff music classroom. Each piece has a full orchestration and most have teaching suggestions for adding movement. Supplemental files including full lyric sheets, chord charts, and visuals for your presentation software are available for purchasers online..



Suggested retail price for both of these books is \$24.95. School discounts are available. Phone or email your order.

Available NOW from:

Beatin' Path Publications, LLC
302 East College Street
Bridgewater, VA 22812
540-478-4833

beatinpath@mac.com

www.beatinpathpublications.com

www.sandygretchen.com



Silly Sally

JUMP!

Mr. Duck Means Business

Courage

Alexander and the Terrible, Horrible,
No Good, Very Bad Day

A Porcupine Named Fluffy

Shake dem Halloween Bones

How I Became a Pirate

Cape Cod Girls; Blow the Man Down; Row, Row, Row Your Boat

Farkle McBride

Tacky, the Penguin



BUY THE BOOK!

BUY THE E-BOOK!

